

## Instructions to Replace Hydraulic Pump:

### Tools needed:

Wrench  
Hammer  
Allen Wrench



### Preparation:

With the help of one or two people, lay the grooming table on its back—and not on either one of its sides—to shift its weight off of the frame. Please note: This is a precautionary step to ensure your safety. You risk injury if you service the table while it remains standing in the upright position because the suspended table could drop on you. Please take precautions to avoid injuries.


## Replace the Hydraulic Pump:



1. Use a wrench to loosen the bolts on the bottom of the hydraulic pump.




2. Use a sharp tool to pull out the retaining clips from the clevis pin on the hydraulic pump.




3. Use a hammer and metal rod to tap out the clevis pin from the pump.




4. Remove the old hydraulic pump.




5. Use an allen wrench to remove the clamping screws and the foot lever.




6. Remove the plastic outer casing from the inner core.




7. Using a Phillips head screwdriver remove the screw from the inner core of the hydraulic pump.




8. Cover the inner core of the hydraulic pump by using the plastic outer casing.



9. Using the screw from step 6, attach the plastic outer casing to the inner core.



10. Insert the new hydraulic pump into place.



11. Use a wrench to replace the bolts on the bottom of the hydraulic pump.



12. Using a hammer tap in the clevis pin.



13. Tap in retaining clips onto the clevis pin at the right position.



14. Attach the foot lever to the new hydraulic pump.



15. The replacement is complete.

---

## LIMITED WARRANTY

This Master Equipment® Replacement Hydraulic Pump is warranted against defective material or workmanship for one year from the date of purchase. Any Master Equipment® product that is determined to be defective in material or workmanship during the warranty period will be replaced without cost to the purchaser for parts or labor. Please contact Boss Pet Products Customer Service at 1-800-638-5754 regarding any defective product. Boss Pet Products will not be liable under this warranty for any defect, failure or malfunction of this product caused by normal wear, abuse, misuse, unauthorized adjustments or repairs. Boss Pet Products will not be liable for any incidental or consequential damages of any type. Any implied warranty is limited to the one-year period provided in this express warranty. Some states do not allow limitations on how long an implied warranty lasts or exclusion or limitation of incidental or consequential damages, so the above limitations or exclusions may not apply to you. Warranty is void if product has been modified in any manner, repaired by anyone other than Boss Pet Products or has been subject to unreasonable use. Warranty is valid in the United States.

Date Purchase: \_\_\_\_\_



Manufactured for  
© Boss Pet Products, Inc., Danvers, MA 01923  
MADE IN CHINA

TP0271 01 Replacement Hydraulic Pump